

# Golden Thread: Journeys

## Expedition: 'How do we travel on our journey?'

### Expressive Arts

Pupils will:

**Expedition** – Can ancient stories still speak to us?

This expedition immerses pupils in the Welsh cultural canon of the Mabinogion, using its rich narratives to explore identity, transformation, pride, empathy and voice through the Expressive Arts AoLE. Pupils investigate whether ideas, creativity and self-expression can challenge the world around us. Through art, music, dance, drama, digital media and writing, pupils respond creatively to Welsh myth, developing technical skills, personal expression and cultural understanding. The expedition culminates in a creative showcase combining a gallery exhibition and film screening.

### Humanities

Pupils will:

### Health and Wellbeing

Pupils will:

- Take part in regular PE sessions focusing on ball skills and team work
- Rugby skills
- Gymnastics skills
- Relationships education

### Science and Technology

Pupils will:

### Languages, Literacy and Communication

Pupils will:

- Narrative – Mistake story based on Catre'r Gwaelod
- Non Fiction – Inspirational Speech
- Non Fiction – Discussion
- Poetry – City Poetry based on City of my Birth.

### **Welsh language development**

- Take part in daily 'Helpwr Heddiw' sessions, talking about feelings, likes and dislikes, clothing
- Write a discussion about after school clubs
- Perform songs and poems for our school Eisteddfod

### Maths and Numeracy

Pupils will:

- Multiplication and division
- Fractions, Decimals, Percentages and Ratio
- Conversions – Make links with money, measure etc.
- Multiply and divide whole numbers by 10 and 100
- Number sequences
- Multiples, Factors and Prime Numbers
- Multiplication and Division Facts



# Dosbarth Oak Important Information

Welcome to Dosbarth Oak, where we are looking forward to a very exciting term ahead.

Our expedition this term is '*Can ancient stories speak to us?*' The topic web attached gives you an overview of what the children will be learning.

## Spellings:

- Weekly spellings are listed in the following pages and tested weekly on a Friday. They will also be uploaded to the Google Classroom stream weekly. There will also be dictation exercises to improve spelling fluency throughout the week based on previously taught spellings. Pupils are grouped for spellings, however, they are more than welcome to practise any spellings as well as their own group using the Spelling menu.

## Reading Books:

- Pupils on the school scheme will be given a book to take home, which can be changed independently as and when required. Free readers will choose a book from the class library to take home and read. Pupils should change their book at least fortnightly. Please ensure your child reads for 20 minutes a day - it makes a huge difference to attainment and achievement.
- Pupils will be expected to complete book reviews in class once a book has been completed.

## Homework:

- Maths multiplication practise homework will be set, to support classwork, in addition to spellings, reading and oracy presentation homework.

## PE:

- Pupils will be active every day, physical development lessons will be held on Wednesdays and Thursdays weather permitting, if the weather is not appropriate on the day then every effort will be made to hold it inside or reschedule the lesson.

Diolch yn fawr iawn and thank you for your continued support.

Mr. Morgan

# Oracy Homework - Spring 2026

Movies and their meaning.

5 – 10 minute presentations

Dates – Week Beginning 16<sup>th</sup>  
March.

## Slide Structure (Images Only)

### Slide 1 – Main Character

Image idea: A central character from a movie (e.g., hero/heroine).

**Question:** Who is the main character and why are they important to the story?

### Slide 2 – Setting / World

Image idea: The movie's setting (city, fantasy land, planet, historical scene).

**Question:** Where does the story take place and how does it affect the characters?

### Slide 3 – Conflict / Challenge

Image idea: A key challenge or danger (villain, obstacle, storm, etc.).

**Question:** What problem or challenge does the character face?

### Slide 4 – Emotion / Feeling

Image idea: A scene showing a strong emotion (fear, joy, sadness, surprise).

**Question:** What emotion is being shown and how do you know?

### Slide 5 – Turning Point

Image idea: A moment where the story changes direction (decision, fight, escape).

**Question:** What happens at this moment and why is it important?

Slide 6 – Symbol / Object

Image idea: An object or symbol from the movie (ring, wand, letter, key).

**Question:** What does this object represent or mean in the story?

Slide 7 – Theme / Message

Image idea: Something hinting at the big idea (friendship, bravery, family, hope).

**Question:** What message or lesson does the movie try to teach?

Slide 8 – Favourite Scene

Image idea: A climactic or visually striking scene from the movie.

**Question:** Which scene is your favourite and why?

Slide 9 – Villain / Opposition

Image idea: The villain, antagonist, or problem creator.

**Question:** Who is the opposing force and how do they create conflict?

Slide 10 – Ending / Reflection

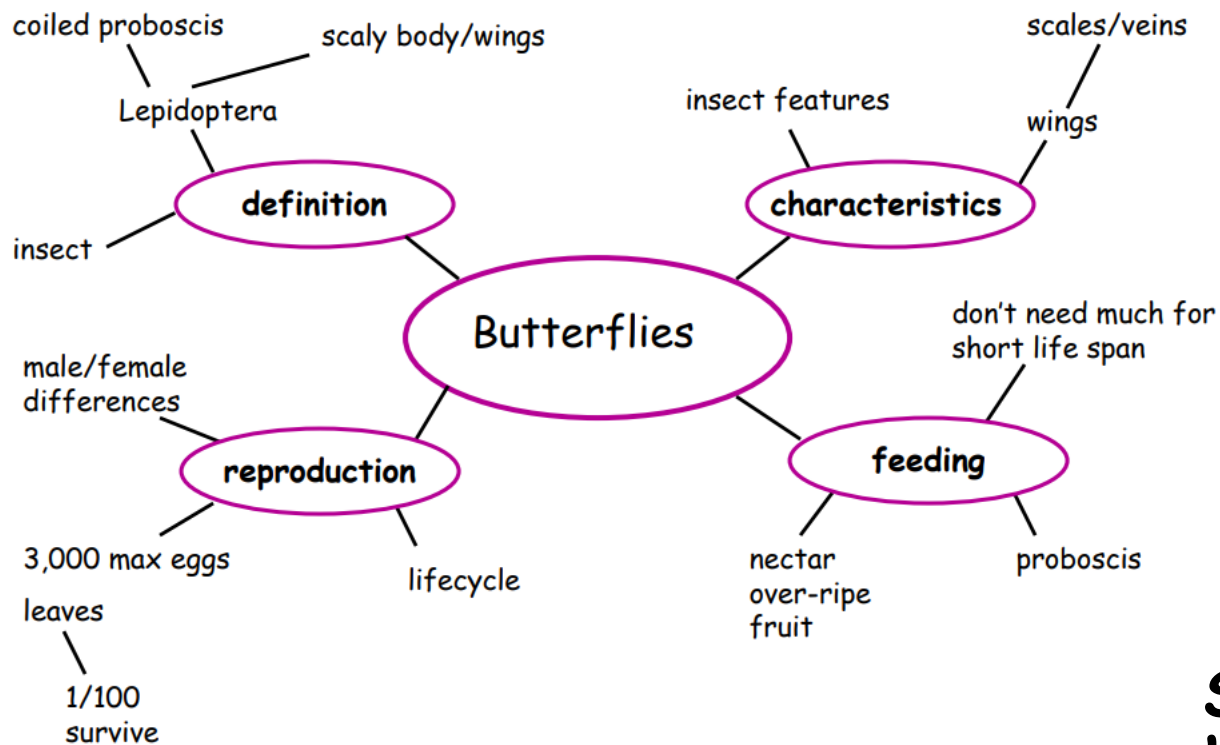
Image idea: The conclusion of the movie (happy ending, cliffhanger, dramatic).

**Question:** How does the story end, and what can we learn from it?

Top Tip : Plan out what facts you are going to present. This will help you remember what you will talk about.

### 3. Spidergram

(adding to information from 2 though further readings)











Use these sentence starters to make your presentation more exciting

Although...	Normally,	Fortunately,
Amazingly,	Often,	Frequently,
An important thing...	On average,	Furthermore,
Are you aware that...?	Sometimes,	Generally,
As a result,	Strangely enough,	Have you ever wondered.
As well as that,	Surprisingly,	If..
Because of this,	There are...	Imagine,
Consequently,	This is...	In addition,
Despite...	Unfortunately,	In summary,
Despite the fact that...	Unusually,	Incredibly,
Did you know that...?	Usually,	Interestingly,
Even though...	When...	Like many...
Finally,	Would you believe...?	Mainly,

Sentence starters to choose from in helping you to structure/vary your sentences

This is the criteria that you will be Peer and Teacher assessed against. Our aim is to improve on our last presentation.

Skill	Component	Reflection			
					
<b>Physical</b> 	<b>Voice:</b> <ul style="list-style-type: none"> <li>- Appropriate fluency and pace</li> <li>- Varied intonation</li> <li>- Strong voice projection</li> <li>- Clear pronunciation</li> </ul>				
	<b>Body Language:</b> <ul style="list-style-type: none"> <li>- Effective gestures and posture</li> <li>- Appropriate eye contact and facial expression</li> </ul>				
<b>Linguistic</b> 	<b>Vocabulary:</b> <ul style="list-style-type: none"> <li>- Appropriate (sophisticated) vocabulary choice</li> <li>- Suitable vocabulary (for purpose)</li> </ul>				
	<b>Structure:</b> <ul style="list-style-type: none"> <li>- Coherent structure and organisation of talk</li> </ul>				
	<b>Language:</b> <ul style="list-style-type: none"> <li>- Rhetorical devices used e.g., metaphors, humour, irony</li> </ul>				
<b>Cognitive</b> 	<b>Content:</b> <ul style="list-style-type: none"> <li>- Achieves purpose of presentation</li> <li>- Expresses ideas with meaning/intention</li> <li>- Manages time</li> <li>- Considers audience in talk design</li> </ul>				
<b>Social &amp; Emotional</b> 	<b>Confidence:</b> <ul style="list-style-type: none"> <li>- Presenter is self-assured</li> <li>- Visual cues support explanations</li> <li>- Elaborates with further ideas</li> </ul>				
	<b>Audience:</b> <ul style="list-style-type: none"> <li>- Awareness of the audience</li> <li>- Listen and responds to questions perceptively</li> <li>- Demonstrates liveliness and flair</li> </ul>				



**One aspect that stood out in your talk was.....**



**In order to improve your presentational talk, next time try to focus on....**