

Golden Thread: Journeys

Expedition: "Where will your creative journey take you?"

Expressive Arts

- Pupils will:
- Develop their creative feelings and emotions, through various artistic movements and styles, including Ink Washing, print making, marbling and clay modelling.
 - Develop a range of musical skills including ostinato, musical notation, musical pulse and mood, through traditional Welsh songs, to create a performance for St. David's Day
 - Develop a dance style of their choice developing creativity, balance, movement, symmetry and refining movements. The final choreographed dance will have a strong Welsh element.
 - Develop their digital media ability through photography skills, producing a creative and expressive portfolio of work for a local government project.

Humanities

Pupils will:

- Learn about famous myths and legends from Welsh history (Mabinogion)
- Learn what it means that God is Holy and Loving and what Jesus did to save human beings.
- Explore the values of Love and ????????

Health and Wellbeing

Pupils will:

- Develop ball skills through Invasion games and gymnastic sequences during PE lessons.
- Participate in daily 10-minute fitness sessions including the Daily Mile and Yoga.
- Develop a positive Growth Mindset.

Science and Technology

Pupils will:

- Investigate forces and motion Including gravity and friction, electricity and sound.
- Develop their D.C.F. skills through Let's Create and Put Your Thinking Caps on units.

Languages, Literacy and Communication

Pupils will:

- Fiction (Pie Corbett): Write a narrative story based on a Welsh Myth
- Non-Fiction: Write Instructions and a Non-chronological report
- Oracy: complete a Read, Write and Perform unit.
- Poetry: Read and explore techniques used in 'Space' poems and poems about Wales.

Maths and Numeracy

Pupils will:

- Multiply and divide whole numbers by 10 and 100
- Table patterns, relationships and number sequences
- Multiples, Factors and Prime Numbers
- Apply Multiplication and Division facts
- Make links with money, measure etc.
- Solve Word problems
- Add and Subtract fractions, decimals and percentages
- Calculate periods of Time



Dosbarth MAPLE Important Information



Welcome to Dosbarth Maple, where we are looking forward to another busy term ahead. Here are the general arrangements for you at home, to help support and organise your child:

Spellings:

All spelling patterns are shared on this document. Children will be tested on a **Thursday** and will complete dictation exercises to consolidate learning. Please use **the spelling menu** to assist you and complete additional challenges on Top Marks spelling.

Reading Books:

- Free Readers can access books from the class library or from home. Please encourage reading at home every day. Pupils that are not free readers will be listened to read individually in school by the teacher or LSA. Reading books can be changed independently as and when required but it is important Book Bags are brought in every Wednesday so progress can be tracked, for the schools Reading Tree initiative. Additionally, all pupils participate in weekly Guided Reading sessions.

Homework:

- Times Tables sheets will be sent home once per half term. Children are tested on a **Thursday**. There are 8 grids on the practice sheet, this is a similar sheet the children will be tested on in school. I ask that the children practice their weekly timed test at home once a week to aid preparation for assessment. Children can also access a range of games online to further support their fluency (We recommend Top Marks!)

PE:

- Outdoor PE will be on **Tuesdays**. Indoor PE will be on **Fridays**. Children will do daily bursts of physical activity, so please ensure suitable footwear is worn. No jewelry: hoop earrings, bracelets, rings. Please tie hair back daily and bring a bobble. Water or weak squash only. Please bring a rain jacket every day, whatever the weather. We will continue to work on outdoor activities whenever possible.

Diolch yn fawr iawn and thank you for your continued support. Mr. Downey and Mrs Braund

By the end of this term, every pupil in the class will orally present (not read) information and opinions on a Journey that has inspired them. Presentations will last between 5- 10 minutes.



Step 1

• **A Special Journey**

- **Religious Pilgrimages** – Lourdes - Mecca
- **Journey into Space** – Armstrong, Sharman
- **Historical Journey** e.g. Christopher Columbus or Amy Johnson
- **Musical Journey** – e.g. a style of music like reggae or a musician like Kylie
- **Sporting Journey** – e.g. Eddie the Eagle
- **Holiday Journey** – e.g. A special place you have been.

These are suggestions only.

Step 2









- **Consider these features when completing your presentation**
- *Why is the journey special?*
- Was there a famous person associated with the journey?
- What type of journey was it? Dangerous, Religious, Pleasure?
- Was there a first associated with the journey? E.g. first man / woman in space
- When did the journey take place? E.g. a specific day/month/year or over ?? Years.
- Has this journey inspired others?
- *Is there any controversy associated with your journey?* E.g. Moon Landing conspiracy.

Step 3

Create a PowerPoint presentation or use another tool of your choice to create a slide show collating the information they have found. If you prefer, you can create posters, collages or mood boards instead (*We can print anything you need in school*).

Step 4 - You may want to prepare Cue cards to support their presentation or bullet point notes.

Step 5 - .Practice the skills on the next slide when rehearsing at home, this is what you will be assessing yourself against.

Skill	Component	Reflection			
					
Physical 	Voice: <ul style="list-style-type: none"> - Appropriate fluency and pace - Varied intonation - Strong voice projection - Clear pronunciation 				
	Body Language: <ul style="list-style-type: none"> - Effective gestures and posture - Appropriate eye contact and facial expression 				
Linguistic 	Vocabulary: <ul style="list-style-type: none"> - Appropriate (sophisticated) vocabulary choice - Suitable vocabulary (for purpose) 				
	Structure: <ul style="list-style-type: none"> - Coherent structure and organisation of talk 				
	Language: <ul style="list-style-type: none"> - Rhetorical devices used e.g., metaphors, humour, irony 				
Cognitive 	Content: <ul style="list-style-type: none"> - Achieves purpose of presentation - Expresses ideas with meaning/intention - Manages time - Considers audience in talk design 				
Social & Emotional 	Confidence: <ul style="list-style-type: none"> - Presenter is self-assured - Visual cues support explanations - Elaborates with further ideas 				
	Audience: <ul style="list-style-type: none"> - Awareness of the audience - Listen and responds to questions perceptively - Demonstrates liveliness and flair 				

One aspect stood out was.....



In order to your presentation, next focus on.

Half Termly Spellings: Group 4

Before Half Term	5/1/26	12/1/26	19/1/26	26/1/26	2/2/26	9/2/26
1.born 2.for 3.forget 4.fort 5.forty 6.more 7.morning 8.or 9.story 10.torn	1.born 2.for 3.forget 4.fort 5.forty 6.more 7.morning 8.or 9.story 10.torn	1.cash 2.crash 3.rush 4.shed 5.sheet 6.ship 7.shot 8.splash	1.bench 2.cheek 3.chest 4.chicken 5.chip 6.chop 7.crunch 8.lunch 9.such	1.cloth 2.froth 3.moth 4.that 5.the 6.them 7.then 8.thing 9.this 10.thud	1.blame 2.brave 3.came 4.face 5.gave 6.make 7.name 8.safe 9.same 10.shake	1.drive 2.hide 3.nice 4.pie 5.ride 6.slice 7.slide 8.smile 9.tie 10.wipe

Half Termly Spellings: Group 3










Before Half Term	5/1/26	12/1/26	19/1/26	26/1/26	2/2/26	9/2/26
1.flash 2.flashed 3.crash 4.mash 5.selfish 6.shake 7.sharp 8.shock 9.shook 10.splash	1.flash 2.flashed 3.crash 4.mash 5.selfish 6.shake 7.sharp 8.shock 9.shook 10.splash	1.chain 2.change 3.charge 4.chase 5.check 6.cheek 7.cherry 8.children 9.clench 10.speech	1.length 2.maths 3.sixth 4.thanks 5.thick 6.third 7.threw 8.thrill 9.with 10.without	1.before 2.bored 3.doctor 4.forbid 5.more 6.order 7.platform 8.sore 9.score 10.store	1.behave 2.cage 3.damage 4.face 5.page 6.place 7.race 8.safe 9.space 10.wages	1.fire 2.ice 3.like 4.quite 5.siren 6.tide 7.twice 8.white 9.wire 10.write

Half Termly Spellings: Group 2

Before Half Term	5/1/26	12/1/26	19/1/26	26/1/26	2/2/26	9/2/26
1.crashed 2.finished 3.punishment 4.shaking 5.sharpen 6.shuddered 7.splashed 8.unselfish 9.vanished 10.varnished	1.crashed 2.finished 3.punishment 4.shaking 5.sharpen 6.shuddered 7.splashed 8.unselfish 9.vanished 10.varnished	1.chained 2.champion 3.chapter 4.checked 5.chestnut 6.chimpanzee 7.chimney 8.clenched 9.orchard 10.speechless	1.arithmetic 2.fifth 3.sixth 4.thankful 5.themselves 6.thickness 7.thirsty 8.thrilling 9.thought 10.thousand	1.explore 2.forbidden 3.forehead 4.forgive 5.important 6.before 7.ordered 8.recorder 9.sailor 10.transport	1.basement 2.behave 3.chocolate 4.damaged 5.disgrace 6.mistake 7.pavement 8.safely 9.strange 10.stranger	1.admire 2.arrived 3.divide 4.invite 5.nineteen 6.notice 7.police 8.practice 9.price 10.require

Half Termly Spellings: Group 1

Before Half Term	5/1/26	12/1/26	19/1/26	26/1/26	2/2/26	9/2/26
1.artful 2.beautiful 3.fulfil 4.grateful 5.helpful 6.hopeful 7.painful 8.skilful 9.truthful 10.wonderful	1.artful 2.beautiful 3.fulfil 4.grateful 5.helpful 6.hopeful 7.painful 8.skilful 9.truthful 10.wonderful	1.ache 2.chaos 3.chemist 4.choir 5.Christmas 6.echo 7.orchestra 8.scheme 9.school 10.stomach	1.beautifully 2.equally 3.excitedly 4.family 5.finally 6.quietly 7.really 8.truly 9.truthfully 10.usually	1.absorb 2.decorate 3.history 4.junior 5.Mayor 6.northern 7.organ 8.senior 9.support 10.sword	1.answer 2.gnomes 3.knee 4.knife 5.knock 6.sign 7.wrap 8.wreck 9.written 10.wrong	1.autumn 2.builder 3.castle 4.disguise 5.guard 6.guest 7.guilty 8.hymn 9.listen 10.often

<p>1. ABC Order</p> <p>Write all of your spelling words in alphabetical (ABC) order.</p>	<p>2. Word Parts</p> <p>Write your words. Then use a coloured pencil to divide the words into syllables. e.g. jumping caterpillar</p>	<p>3. Other Handed</p> <p>Write each word 5 times, switching the hand you write it with each time. Say the word as you spell it.</p>	<p>4. Vowel Spotlight</p> <p>Write your words using one colour for the vowels and another colour for the consonants. (vowels: a, e, i, o, u)</p>	<p>17. Write a Story, Poem or Song with Words</p> <p>Write a story using all your spelling words. Underline the words you used.</p>	<p>18. Bubble Letters</p> <p>Write your spelling words out in bubble writing.</p>	<p>19. Words Within Words</p> <p>Write each spelling word and then write at least 2 words made from that word. e.g. catch - cat, hat</p>	<p>20. Picture words</p> <p>Draw a picture and hide your spelling words in the picture.</p>
<p>5. Use Technology</p> <p>Type out your spelling words on the computer. Try to use at least 4 different fonts.</p> 	<p>6. Pyramid Words</p> <p>s sp spe spel spell spelli spelling spelling (or make them boat shaped, star, smiley face, etc.)</p>	<p>7. "Ransom" Words</p> <p>"Write" your words by cutting letters out of a newspaper or magazine and gluing the letters on a piece of paper to spell your words.</p> 	<p>8. Rainbow Words</p> <p>Write your spelling words with coloured pencils. Make each letter a different colour.</p> 	<p>21. Question/Answers</p> <p>Write questions with half of your spelling words. Then use the other half to answer the questions. Underline the words you used.</p>	<p>22. Riddles</p> <p>Write a riddle for each of your words. Don't forget to answer them. e.g. I am grey. I have a trunk and big ears. Answer: elephant.</p>	<p>23. Crossword Puzzle</p> <p>Make a crossword puzzle with your spelling. Show the answers to your puzzle.</p> 	<p>24. Rhyming Words</p> <p>Write your spelling words out with a rhyming word next to them. Remember that words do not need to have the same spelling pattern to rhyme. e.g. men and again</p>
<p>9. Scrambled Words</p> <p>Write your words. Then write them again with the letters mixed up. Can you unscramble them again the next day? e.g. watch - cwhta</p>	<p>10. Silly Sentences</p> <p>Write 3 or more sentences that use all your spelling words.</p> 	<p>11. Prefixes and Suffixes</p> <p>Underline the prefixes and suffixes in the words you are learning. Make sure you know what they mean. e.g. <u>im</u>portant happiness</p>	<p>12. Word Search</p> <p>Create your own word search with your spellings. Show the answers to your puzzle in a different colour.</p> 	<p>25. Homophones</p> <p>Can you find any homophones which go with your spelling words? What do they mean? e.g. wear and where, to, too and two their, there and they're</p>	<p>26. Writing Race</p> <p>Set a timer for 2 minutes. See how many times you can write each word perfectly during that time.</p> 	<p>27. Code Words</p> <p>Come up with a code for each letter of the alphabet and then write each word in code. e.g. a = b = ♦ c =♣</p>	<p>28 Word Classes</p> <p>Sort your spelling words into word classes - nouns, verbs, adjectives etc. Be careful - some words can be used in more than one category e.g. swimming.</p>
<p>13. Flashcards</p> <p>Make and practice with flashcards. Put the word on one side and definition (meaning) on the other.</p>	<p>14. Picture & a Story</p> <p>Draw a picture defining each word. Write a sentence about your picture using the word.</p>	<p>15. Words without Vowels</p> <p>Write all of your words replacing vowels with a line. Go back and see if you can fill in the vowels. e.g. q--st--n = question</p>	<p>16. Train Words</p> <p>Write the entire list end-to-end as one long word. Write each new word in a different colour. e.g. trainbackstop</p>	<p>29. Synonyms</p> <p>Find at least 2 synonyms for each of your spelling words.</p>	<p>30. Antonyms</p> <p>Find an antonym (opposite) for each of your spelling words.</p> 	<p>31. Joker</p> <p>Write jokes containing each of your spelling words.</p> 	<p>32. Backwards Words</p> <p>Write your spelling words forwards and then backwards. Remember to write neatly!</p> <p>BACKWARDS</p>